E16 三维调节卡式内置阻尼铰链(一段力)
Clip-on Soft-closing Hinge With 3D Adjustment (One-way)

描述 Description

开启角度: 105°
铰杯直径: Φ35mm
铰杯深度: 11.3mm
面板 (K) 尺寸:3-7mm
可选用板厚: 14-22mm

Opening angle: 105°
Diameter of hinge cup: Φ35mm
Depth of hinge cup: 11.3mm
Door (K) dimension:3-7mm
Optional door thickness: 14-22mm

材料 Material

铰杯:铁镀镍
铰臂:铁镀镍
底座:铁镀镍

Hinge cup: Iron with nickel plating
Hinge arm: Iron with nickel plating
Hinge plate: Iron with nickel plating

订购 Order

全盖 Full overlay	订货号 Item no.	半盖 Half overlay	订货号 Item no.	内掩 Inset	订货号 Item no.
一段力内置阻尼 One-way soft-closing	E16-00	一段力内置阻尼 One-way soft-closing	E16-08	一段力内置阻尼 One-way soft-closing	E16-17

铰杯开孔 Drilling For Cup

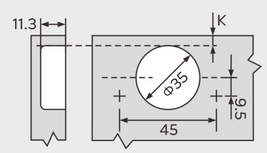

A45

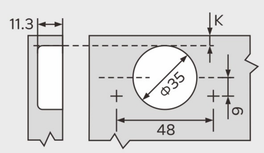

A48

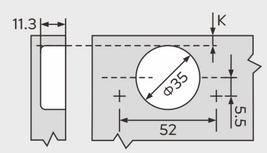

A52

配件 Accessories

		订货号 Item no.			订货号 Item no.			订货号 Item no.
M8胶粒 M8 Dowel		M8	M10胶粒 M10 Dowel		M10	欧式螺丝 Euro Screw		ES
快装胶粒 Expanding Dowel		ED	木牙螺丝 Chipboard Screw	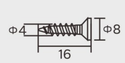	K4X16	双桥胶粒 Double-bridge Dowel	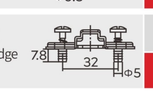	S32
杯装饰盖 Cup Cap		KA-35	臂装饰盖 Arm Cap		EAC			

	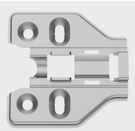				
型号 Model. E15-HO	型号 Model. E15-HOS	型号 Model. K16B-HOY	型号 Model. E16-HOY	型号 Model. E16-YZ	型号 Model.

注:可配的安装底座与配件,请查询263-270页。

铰链应用系统
35杯三维卡式木门标准应用

Hinge Application System
Wooden Door Standard Application For 35 Cup 3D Clip-on Hinge

KEA祥兴

全盖 Full overlay	半盖 Half overlay	内掩 Inset

盖位计算表 Overlay Table

H= 底座高度
D= 侧板上所需盖位
K= 门板外线与铰杯钻孔距离
A= 门与侧板间隙

H=Height of hinge base
D=Required overlay on side board
K=Distance between door edge and drilling holes on hinge cup
A=Gap between door and side board

调节范围 Adjustment Range

上下调节 ±1.5mm	盖位调节 +5mm	门缝调节 +2.5mm

H=14+K-D

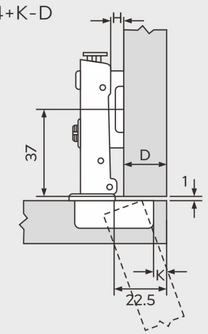

H=5+K-D

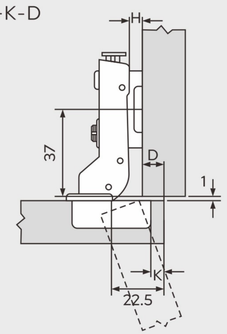

H=-6+K+A

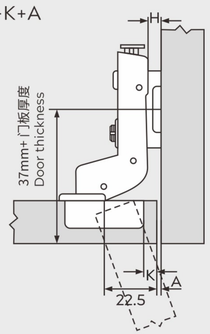

面板重叠尺寸

D \ H / K	3	4	5	6	7
0	17	18	19	20	21
2	15	16	17	18	19
4					

面板重叠尺寸

D \ H / K	3	4	5	6	7
0	8	9	10	11	12
2	6	7	8	9	10
4					

面板重叠尺寸

A \ H / K	3	4	5	6	7
0	2	1	0	-1	-2
2	4	3	2	1	0
4					

开门所需最小间隙 Minimum Gap Required To Door Opening

K=门板钻孔到门板边沿距离
T=门板厚度
A=门板与柜侧的距离
L=门板与侧板的距离

K=Distance between door drilling holes and door edge
T=Door thickness
A=Distance between door panel and side cabinet
L=Gap between door and panel

有倒角边的门的最小距离(半径=1毫米)
Minimum distance for doors with chamfered edges (radius=1 mm)

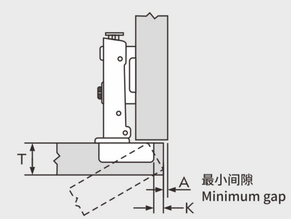

A \ K / T	15	16	17	18	19	20	21	22
3	0.5	0.7	0.9	1.2	1.5	1.8	2.2	2.6
4	0.5	0.7	0.9	1.1	1.4	1.8	2.1	2.5
5	0.4	0.6	0.9	1.1	1.4	1.7	2.0	2.4
6	0.4	0.6	0.8	1.1	1.3	1.6	2.0	2.4

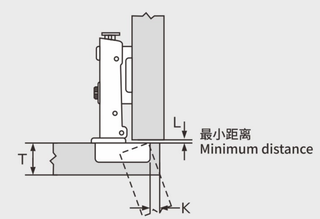

L \ K / T	15	16	17	18	19	20	21	22
3	1.0	1.0	1.0	1.0	1.0	1.0	1.0	1.0
4	1.0	1.0	1.0	1.0	1.0	1.0	1.0	1.2
5	1.0	1.0	1.0	1.0	1.3	1.5	1.8	2.0
6	1.3	1.5	1.8	2.0	2.3	2.5	2.8	3.0