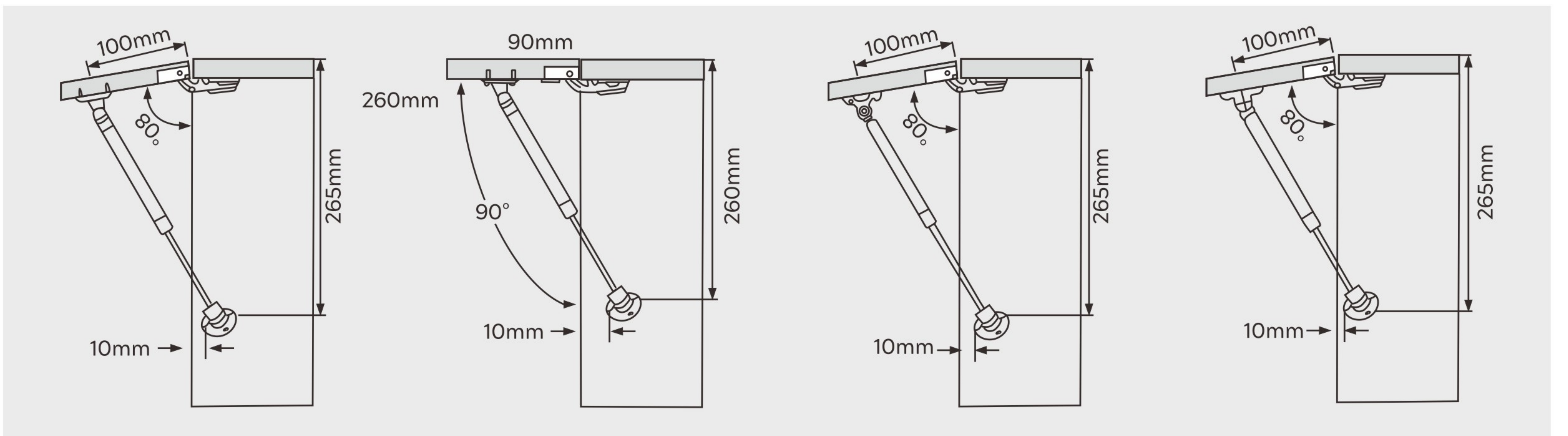


描述 Description

主要材质: 钢
管体: 20#精密无缝钢管
中心杆: 45#钢
常规行程: 90mm
表面处理: 喷漆

Materials: Steel
Tube body: 20# precision seamless steel tubes
Center bar: 45# Steel
Standard stroke: 90mm
Finish: Painting



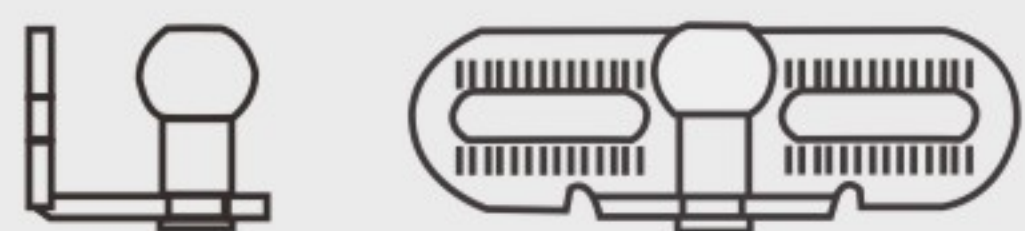
Model 产品型号	状态 Status 门板重量(kg) Door weight	门板高度(mm) Door height	80°				90°				110°			
			300	400	500	600	300	400	500	600	300	400	500	600
80N			≤2.6	≤2.2	≤1.7	≤1.3	≤2.4	≤2.0	≤1.6	≤1.2	≤2.1	≤1.7	≤1.4	≤1.0
100N			≤3.3	≤2.7	≤2.2	≤1.6	≤3	≤2.5	≤2.0	≤1.5	≤2.6	≤2.2	≤1.7	≤1.3
120N			≤4	≤3.3	≤2.6	≤2	≤3.6	≤3.0	≤2.4	≤1.8	≤3.2	≤2.6	≤2.1	≤1.6

订货号 Item no.	支/箱 Pcs/ctn
GS-04-60N	100
GS-04-80N	100
GS-04-100N	100
GS-04-120N	100


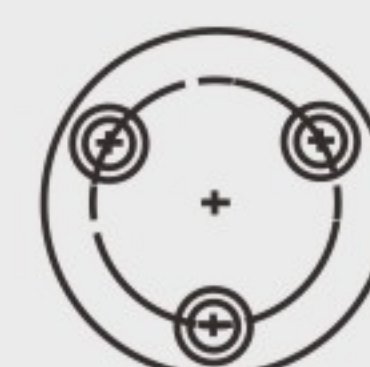
可选配件 Optional Accessories



A方孔定位配件
Square Hole Positioning Accessory



B圆孔定位配件
Round Hole Positioning Accessory



密封形式: 铜片、塑料片
Seal Form: Copper Cover, Plastic Cover