BT401

固定式美式短臂铰链(一段力)
Inspearable Short Arm Hinge Of Us Style(One-way)

105° | 48 Hours salt-spray test | Soft-closing

描述 Description

开启角度: 105°
铰杯直径: Φ35mm
铰杯深度: 11.3mm
面板 (K) 尺寸:2.5-5mm
可选用板厚: 14-20mm

Opening angle: 105°
Diameter of hinge cup: Φ35mm
Depth of hinge cup: 11.3mm
Door (K) dimension:2.5-5mm
Optional door thickness: 14-20mm

材料 Material

铰杯:铁镀镍
铰臂:铁镀镍
底座:铁镀镍

Hinge cup: Iron with nickel plating
Hinge arm: Iron with nickel plating
Hinge plate: Iron with nickel plating

订购 Order

有制 With spring	订货号 Item no. BT401-1"	有制 With spring	订货号 Item no. BT401-1 1/4"	有制 With spring	订货号 Item no. BT401-1 5/16"
有制 With spring	订货号 Item no. BT401-1 3/8"	有制 With spring	订货号 Item no. BT401-1 7/16"		

铰杯开孔 Drilling For Cup

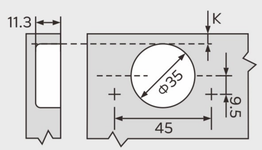

A45

配件 Accessories

M8胶粒 M8 Dowel	订货号 Item no. M8	M10胶粒 M10 Dowel	订货号 Item no. M10	快装胶粒 Expanding Dowel	订货号 Item no. ED
木牙螺丝 Chipboard Screw 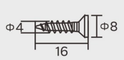	订货号 Item no. K4X16				

型号 Model.	型号 Model.	型号 Model.	型号 Model.	型号 Model.	型号 Model.

注:可配的安装底座与配件,请查询263-270页。

铰链应用系统
美式木门标准应用

Hinge Application System
US Style Wooden Door Standard Application

KEA祥兴

1"

1 1/4"

1 5/16"

1 3/8"

1 7/16"

盖位计算表 Overlay Table

A= 两块门板的缝隙
B= 侧板距离
D=侧板上所需盖位
L=关门的间隙
K=门板外线与铰杯钻孔距离

A=Gap between two doors
B=Distance of side board
D=Required overlay on side board
L=Gap after closing door
K=Distance between door edge and drilling holes on hinge cup

D=25.4mm
(K=2.5mm)
1"

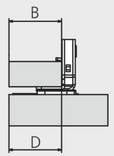

D=31.8mm
(K=2.5mm)
1 1/4"

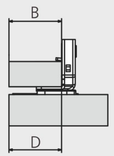

D=33.3mm
(K=2.5mm)
1 5/16"

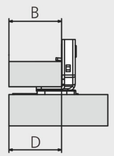

D=34.9mm
(K=2.5mm)
1 3/8"

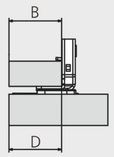

D=36.5mm
(K=2.5mm)
1 7/16"

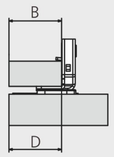

调节范围 Adjustment Range

上下调节	盖位调节	门缝调节
±1.5mm	+2mm	+2mm

公制英制对照表 Table For Comparision Metric And British Systems

1	1.5	2	3	4	5	5.5	6	7	8	9	9.5	10	11	12	13	13.5	14	15	16	17	17.5	18	19	20	20.5	21	22	23	24	24.5	25.4
1/32	1/16	3/32	1/8	5/32	3/16	7/32	1/4	9/32	5/16	11/32	3/8	13/22	7/16	15/32	1/2	17/32	9/16	19/32	5/8	21/32	11/16	23/32	3/4	25/32	13/16	27/32	7/8	29/32	15/16	31/32	1