F11 卡式内置阻尼铝框铰链(一段力)

Clip-on Alumium Frame Soft-closing Hinge (One-way)

105° | 48 Hours salt-spray test | Soft-closing

描述 Description

开启角度: 105°
铝框钻孔: 28mm
铝型材可选用宽度: 19mm

Opening angle: 105°
Driling size on alumium frame: 28mm
Width of alumium profile: 19mm

材料 Material

铰杯:合金镀镍
铰臂:铁镀镍
底座:铁镀镍

Hinge cup: zamak with nickel plating
Hinge arm: Iron with nickel plating
Hinge plate: Iron with nickel plating

订购 Order

全盖 Full overlay	订货号 Item no.
一段力内置阻尼 One-way soft-closing	F11-00
1.5段力内置阻尼 1.5 way soft-closing	F11P-00

半盖 Half overlay	订货号 Item no.
一段力内置阻尼 One-way soft-closing	F11-08
1.5段力内置阻尼 1.5 way soft-closing	F11P-08

内掩 Inset	订货号 Item no.
一段力内置阻尼 One-way soft-closing	F11-17
1.5段力内置阻尼 1.5 way soft-closing	F11P-17

铰杯开孔 Drilling For Cup

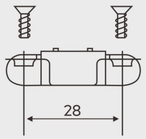

D26

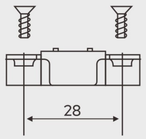

F26

配件 Accessories

欧式螺丝 Euro Screw	订货号 Item no.
	ES

双桥胶粒 Double-bridge Dowel	订货号 Item no.
	S32

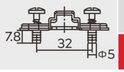

木牙螺丝 Chipboard Screw	订货号 Item no.
	K4X16

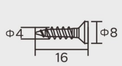

臂装饰盖 Arm Cap	订货号 Item no.
	FAC



型号 Model. F15-HO

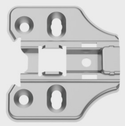

型号 Model. F15-HOS

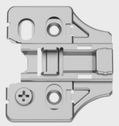

型号 Model. F16-HOY

型号 Model.

型号 Model.

型号 Model.

注:可配的安装底座与配件,请查询263-270页。

铰链应用系统
铝框门标准应用

Hinge Application System
Aluminum Frame Door Standard Application

KEA祥兴

全盖 Full overlay

半盖 Half overlay

内掩 Inset

盖位计算表 Overlay Table

H= 底座高度
D= 侧板上所需盖位
K= 门板外线与铰杯钻孔距离
A= 门与侧板间隙

H=Height of hinge base
D=Required overlay on side board
K=Distance between door edge and drilling holes on hinge cup
A=Gap between door and side board

调节范围 Adjustment Range

上下调节	盖位调节	门缝调节
±1.5mm	+7.5mm	+2.5mm

H=-2+w-D

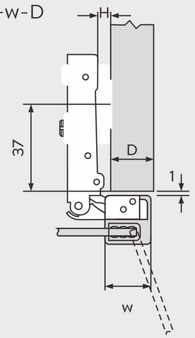

H=-11+w-D

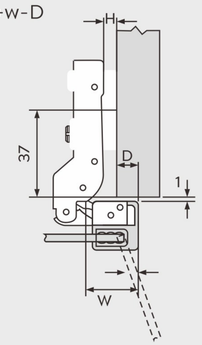

H=-20+w+A

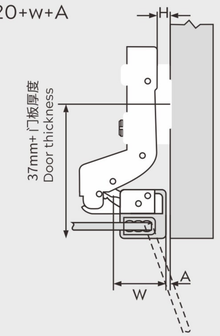

面板重叠尺寸

D \ H K	19	20	21	22
0	18	19	20	21
2	16	17	18	19
4				

面板重叠尺寸

D \ H K	19	20	21	22
0	9	10	11	12
2	7	8	9	10
4				

面板重叠尺寸

A \ H K	19	20	21	22
0	1	0	-1	-2
2	3	2	1	0
4				