A38 卡式155°内置阻尼铰链(二段力)
Clip-on 155° Soft-closing Hinge (Two-way)

155° | Two-way | 48 Hours salt-spray test | Soft-closing

描述 Description

开启角度: 155°
铰杯直径: Φ35mm
铰杯深度: 11.3mm
面板 (K) 尺寸:3-7mm
可选用板厚: 14-25mm

Opening angle: 155°
Diameter of hinge cup: Φ35mm
Depth of hinge cup: 11.3mm
Door (K) dimension:3-7mm
Optional door thickness: 14-25mm

材料 Material

铰杯:铁镀镍
铰臂:铁镀镍
底座:铁镀镍

Hinge cup: Iron with nickel plating
Hinge arm: Iron with nickel plating
Hinge plate: Iron with nickel plating

订购 Order

全盖 Full overlay	订货号 Item no.	半盖 Half overlay	订货号 Item no.	内掩 Inset	订货号 Item no.
二段力内置阻尼 Two-way soft-closing	A38-00	二段力内置阻尼 Two-way soft-closing	A38-08	二段力内置阻尼 Two-way soft-closing	A38-17

铰杯开孔 Drilling For Cup

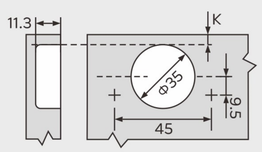

Z45

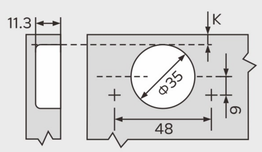

Z48

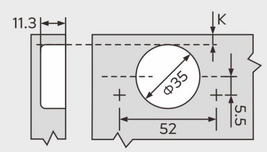

Z52

配件 Accessories

		订货号 Item no.			订货号 Item no.			订货号 Item no.
M8胶粒 M8 Dowel	Φ8, 10	M8	M10胶粒 M10 Dowel	Φ10, 10	M10	欧式螺丝 Euro Screw	Φ6.3, 10.3	ES
快装胶粒 Expanding Dowel	Φ10, 10.5	ED	木牙螺丝 Chipboard Screw	Φ4, 16, Φ8	K4X16	双桥胶粒 Double-bridge Dowel	7.8, 32, Φ5	S32

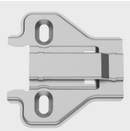

型号 Model. A38-HO

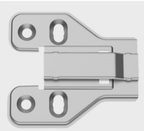

型号 Model. A38-HOS

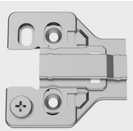

型号 Model. A39-HOY

型号 Model.

型号 Model.

型号 Model.

注:可配的安装底座与配件,请查询263-270页。

铰链应用系统
35杯大角度木门标准应用

Hinge Application System
Wooden Door Standard Application For 35 Cup Large Angle Hinge

KEA祥兴

全盖 Full overlay

半盖 Half overlay

内掩 Inset

盖位计算表 Overlay Table

H= 底座高度
D= 侧板上所需盖位
K= 门板外线与铰杯钻孔距离
A= 门与侧板间隙

H=Height of hinge base
D=Required overlay on side board
K=Distance between door edge and drilling holes on hinge cup
A=Gap between door and side board

调节范围 Adjustment Range

上下调节	盖位调节	门缝调节
±1.5mm	+5mm	+2.5mm

H=14+K-D

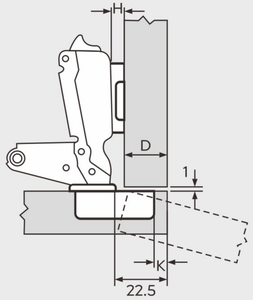

H=4+K-D

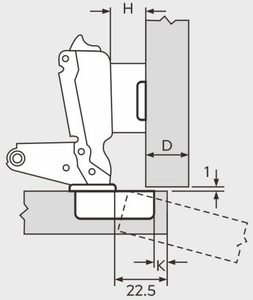

H=-3+K+A

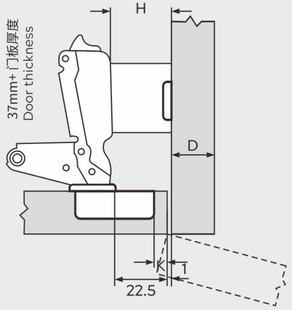

面板重叠尺寸

D \ H \ K	3	4	5	6	7
0	16	17	18	19	20
2	14	15	16	17	18
4	12	13	14	15	16

面板重叠尺寸

D \ H \ K	3	4	5	6	7
0	7	8	9	10	11
2	5	6	7	8	9
4	3	4	5	6	7

面板重叠尺寸

A \ H \ K	3	4	5	6	7
0	0	-1	-2	-3	-4
2	2	1	0	-1	-2
4	4	3	2	1	0

开门所需最小间隙 Minimum Gap Required To Door Opening

K=门板钻孔到门板边沿距离
T=门板厚度
A=门板与柜侧的距离

K=Distance between door drilling holes and door edge
T=Door thickness
A=Distance between door panel and side cabinet

有倒角边的门的最小距离(半径=1毫米)
Minimum distance for doors with chamfered edges (radius=1 mm)

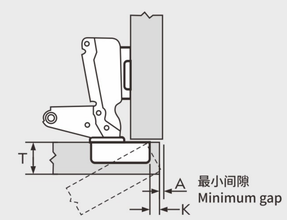

A \ K \ T	15	16	17	18	19	20	21	22
3	0	0	0	0	0	0	0	0.5
4	0	0	0	0	0	0	0	0.3
5	0	0	0	0	0	0	0	0.1
6	0	0	0	0	0	0	0	0