# A15 卡式内置阻尼铰链(二段力)
## Clip-on Soft-closing Hinge (Two-way)

105° | Two-way | 48 Hours salt-spray test | Soft-closing

### 描述 Description

开启角度: 105°
铰杯直径: Φ35mm
铰杯深度: 11.3mm
面板 (K) 尺寸:3-7mm
可选用板厚: 14-22mm

Opening angle: 105°
Diameter of hinge cup: Φ35mm
Depth of hinge cup: 11.3mm
Door (K) dimension:3-7mm
Optional door thickness: 14-22mm

### 材料 Material

铰杯:铁镀镍
铰臂:铁镀镍
底座:铁镀镍

Hinge cup: Iron with nickel plating
Hinge arm: Iron with nickel plating
Hinge plate: Iron with nickel plating

### 订购 Order

| 全盖 Full overlay | 订货号 Item no. | 半盖 Half overlay | 订货号 Item no. | 内掩 Inset | 订货号 Item no. |
|---|---|---|---|---|---|
| 二段力内置阻尼 Two-way soft-closing | A15-00 | 二段力内置阻尼 Two-way soft-closing | A15-08 | 二段力内置阻尼 Two-way soft-closing | A15-17 |

### 铰杯开孔 Drilling For Cup

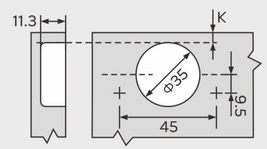

A45

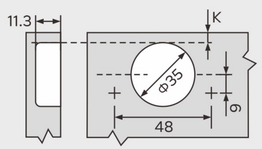

A48

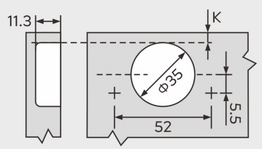

A52

### 配件 Accessories

| | | 订货号 Item no. | | | 订货号 Item no. | | | 订货号 Item no. |
|---|---|---|---|---|---|---|---|---|
| M8胶粒 M8 Dowel | 10, Φ8 | M8 | M10胶粒 M10 Dowel | 10, Φ10 | M10 | 欧式螺丝 Euro Screw | 10.3, Φ6.3 | ES |
| 快装胶粒 Expanding Dowel | Φ10, 10.5 | ED | 木牙螺丝 Chipboard Screw | Φ4, 16, Φ8 | K4X16 | 双桥胶粒 Double-bridge Dowel | 7.8, 32, Φ5 | S32 |
| 杯装饰盖 Cup Cap | | KA-35 | 臂装饰盖 Arm Cap | KEA | EAC | | | |

型号 Model. E15-HO


型号 Model. E15-HOS

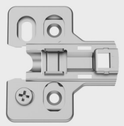
型号 Model. K16B-HOY


型号 Model. E16-HOY

型号 Model. E16-YZ

型号 Model.



注:可配的安装底座与配件,请查询263-270页。

铰链应用系统
35杯卡式木门标准应用

Hinge Application System
Wooden Door Standard Application For 35 Cup Clip-on Hinge

KEA祥兴

全盖 Full overlay

半盖 Half overlay

内掩 Inset

### 盖位计算表 Overlay Table

H= 底座高度
D= 侧板上所需盖位
K= 门板外线与铰杯钻孔距离
A= 门与侧板间隙

H=Height of hinge base
D=Required overlay on side board
K=Distance between door edge and drilling holes on hinge cup
A=Gap between door and side board

### 调节范围 Adjustment Range

| 上下调节 ±1.5mm | 盖位调节 +5mm | 门缝调节 +2.5mm |
|---|---|---|

H=14+K-D

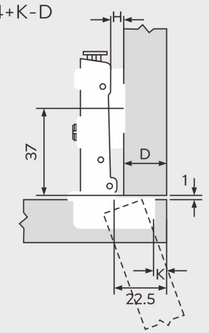


H=5+K-D

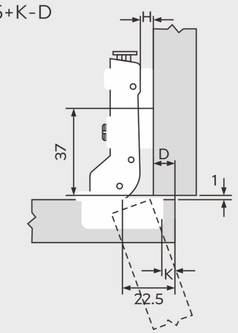


H=-6+K+A

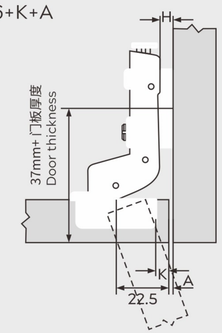


面板重叠尺寸

| D \ H \ K | 3 | 4 | 5 | 6 | 7 |
|---|---|---|---|---|---|
| 0 | 17 | 18 | 19 | 20 | 21 |
| 2 | 15 | 16 | 17 | 18 | 19 |
| 4 | | | | | |

面板重叠尺寸

| D \ H \ K | 3 | 4 | 5 | 6 | 7 |
|---|---|---|---|---|---|
| 0 | 8 | 9 | 10 | 11 | 12 |
| 2 | 6 | 7 | 8 | 9 | 10 |
| 4 | | | | | |

面板重叠尺寸

| A \ H \ K | 3 | 4 | 5 | 6 | 7 |
|---|---|---|---|---|---|
| 0 | 1 | 0 | -1 | -2 | -3 |
| 2 | 3 | 2 | 1 | 0 | -1 |
| 4 | | | | | |

### 开门所需最小间隙 Minimum Gap Required To Door Opening

K=门板钻孔到门板边沿距离
T=门板厚度
A=门板与柜侧的距离
L=门板与侧板的距离

K=Distance between door drilling holes and door edge
T=Door thickness
A=Distance between door panel and side cabinet
L=Gap between door and panel

有倒角边的门的最小距离(半径=1毫米)
Minimum distance for doors with chamfered edges (radius=1 mm)

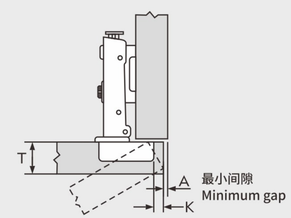


| A \ K \ T | 15 | 16 | 17 | 18 | 19 | 20 | 21 | 22 |
|---|---|---|---|---|---|---|---|---|
| 3 | 0.5 | 0.7 | 0.9 | 1.2 | 1.5 | 1.8 | 2.2 | 2.6 |
| 4 | 0.5 | 0.7 | 0.9 | 1.1 | 1.4 | 1.8 | 2.1 | 2.5 |
| 5 | 0.4 | 0.6 | 0.9 | 1.1 | 1.4 | 1.7 | 2.0 | 2.4 |
| 6 | 0.4 | 0.6 | 0.8 | 1.1 | 1.3 | 1.6 | 2.0 | 2.4 |

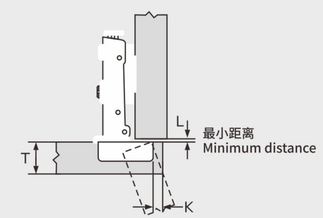


| L \ K \ T | 15 | 16 | 17 | 18 | 19 | 20 | 21 | 22 |
|---|---|---|---|---|---|---|---|---|
| 3 | 1.0 | 1.0 | 1.0 | 1.0 | 1.0 | 1.0 | 1.0 | 1.0 |
| 4 | 1.0 | 1.0 | 1.0 | 1.0 | 1.0 | 1.0 | 1.0 | 1.2 |
| 5 | 1.0 | 1.0 | 1.0 | 1.0 | 1.3 | 1.5 | 1.8 | 2.0 |
| 6 | 1.3 | 1.5 | 1.8 | 2.0 | 2.3 | 2.5 | 2.8 | 3.0 |